




5W DC-DC Regulated Single Output Converter

SCW05 series



■ Features :

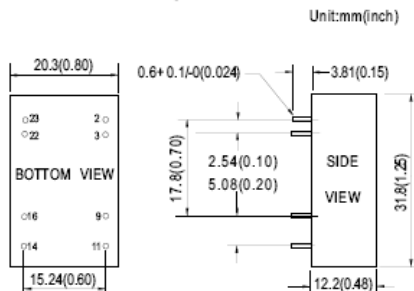
- 2:1 wide input range
- 4:1 wide input range(option)
- 1000VDC I/O isolation
- 3000VDC I/O isolation(option)
- Built-in EMI filter
- Protections: Short circuit / Overload
- Cooling by free air convection
- Five-sided shield metal case
- 100% burn-in test
- Low cost / High reliability
- Approvals: FCC / CE
- 2 years warranty



SPECIFICATION

ORDER NO.	SCW05A-05	SCW05B-05	SCW05C-05	SCW05A-09	SCW05B-09	SCW05C-09	SCW05A-12	SCW05B-12	SCW05C-12	SCW05A-15	SCW05B-15	SCW05C-15	
OUTPUT	DC VOLTAGE	5V			9V			12V			15V		
	CURRENT RANGE	100 ~ 1000mA			56 ~ 556mA			47 ~ 470mA			40 ~ 400mA		
	RATED POWER	5W			5W			5.6W			6W		
	RIPPLE & NOISE (max.) Note.2	50mVp-p			60mVp-p			60mVp-p			60mVp-p		
	LINE REGULATION Note.3	±0.5%											
	LOAD REGULATION Note.4	±0.5%											
	VOLTAGE ACCURACY	±2.0%											
INPUT	SWITCHING FREQUENCY	50KHz min.											
	VOLTAGE RANGE	A: 9 ~ 18VDC B: 18 ~ 36VDC C: 36 ~ 72VDC											
	EFFICIENCY (Typ.)	75%	77%	77%	80%	81%	83%	80%	82%	83%	81%	83%	81%
	DC CURRENT	Full load A: 617mA B: 301mA C: 147mA No load A: 41mA B: 22mA C: 12mA											
	FILTER	Pi network											
PROTECTION (Note. 5)	PROTECTION	Fuse recommended											
	OVERLOAD	150 ~ 250% rated output power Protection type : Hiccup mode, recovers automatically after fault condition is removed											
	SHORT CIRCUIT	All output equipped with short circuit Protection type : Hiccup mode, recovers automatically after fault condition is removed											
ENVIRONMENT	WORKING TEMP.	-25 ~ +71°C (Refer to output load derating curve)											
	WORKING HUMIDITY	20% ~ 90% RH non-condensing											
	STORAGE TEMP., HUMIDITY	-25 ~ +105°C, 10 ~ 95% RH											
	TEMP. COEFFICIENT	±0.03% / °C (0 ~ 50°C)											
	VIBRATION	10 ~ 500Hz, 2G 10min./1 cycle, period for 60min. each along X, Y, Z axes											
SAFETY & EMC	WITHSTAND VOLTAGE	I/P-O/P: 1KVDC											
	ISOLATION RESISTANCE	I/P-O/P: 100M Ohms / 500VDC / 25°C / 70% RH											
	ISOLATION CAPACITANCE	80pF max.											
	EMI CONDUCTION & RADIATION	Compliance to EN55022 Class B, FCC part 15 Class B											
OTHERS	EMS IMMUNITY	Compliance to EN61000-4-2, 3, 4, 5, 6, 8, light industry level, criteria A											
	MTBF	900khrs min. MIL-HDBK-217F(25°C)											
OTHERS	DIMENSION	31.8*20.3*12.2mm or 1.25**0.80**0.48" inch (L*W*H)											
	WEIGHT	15g											

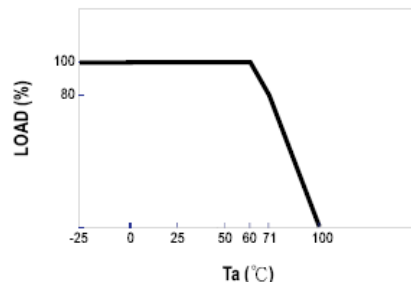
■ Mechanical Specification



■ Pin Configuration

Pin No.	Output
2 & 3	-Vin
9	N.C.
11	N.C.
14	+Vout
16	-Vout
22 & 23	+Vin

■ Derating Curve



- NOTE
- 1.All parameters are specified at normal input, rated load, 25°C 70% RH Ambient.
 - 2.Ripple & noise are measured at 20MHz by using a 12" twisted pair terminated with a 0.1uf & 47uf capacitor.
 - 3.Line regulation is measured from low line to high line at rated load.
 - 4.Load regulation is measured from 10% to 100% rated load.
 - 5.Please prevent the converter from operating in overload or short circuit condition for more than 30 seconds.